

Catalog 2025

MATEK

**EXCELLENCE
DENTAL HANDPIECES**

DRIVEN BY PASSION DEFINED BY EXCELLENCE BUILT FOR DURABILITY

Matek was born in France from the fusion of 40 years of technical experience with the energy and vision of a new generation. We design, test, and assemble our products in France, ensuring premium quality at every stage, from engineering to after-sales support.

Our products are distributed exclusively through a network of authorized dealers and can be customized with laser engraving to reflect each partner's brand identity.

We are also fully open to private label collaborations, and we already manufacture complete OEM solutions for select partners worldwide.



WHAT SETS US APART

Agility & Innovation

We move fast. Our dynamic team adapts quickly to market needs and continuously develops new solutions for dental professionals.

Cutting-Edge R&D

Our R&D department is at the heart of our growth. Every detail is optimized to deliver precision, durability, and user comfort.

Superior Rotors with Sintered Carbide and Ceramic Bearings

Our rotors feature sintered carbide locking systems that ensure exceptional grip strength and long-lasting precision, even under intense workloads. All our high-speed instruments are equipped with high-performance ceramic bearings, offering outstanding longevity and quiet operation.

High-Grade Materials

We use only top-tier materials such as:
Titanium and stainless steel for strength, lightness, and corrosion resistance.
NanoGrip™ coating on our contra-angles for superior handling and wear resistance.

Made & Serviced in France

From final assembly to quality control and customer support, everything is done in our French facilities.

Our Commitment

At Matek, we believe in long-term performance, responsible production, and trusted partnerships.

POWER & PRECISION AT YOUR FINGERTIPS

DISCOVER THE DETAILS THAT POWER
MATEK PERFORMANCE



LYBER

The premium choice for dental professionals seeking precision, durability, and peace of mind

- **Extended Warranty 2 years** – reliability and peace of mind over time.
- **Rotor SureHold™ Premium** – perfect concentricity, reduced vibrations, enhanced stability.
- **CeramiXpeed™ Ultra HighSpeed Bearings** – smooth rotation, longer lifespan, silent performance.
- **Titanium and Stainless Steel Body** – wear resistance and ergonomic design for maximum comfort.
- **LED Illumination** – optimal visibility with integrated optical rod.



2 YEARS WARRANTY

WITH LIGHT

- For 5 quick-connect coupling systems ● For FG burs (Ø1.60) ● Titanium body with NanoGrip™ scratch resistant coating
- Anti heat system ● Anti retraction system ● Premium ceramic bearings ● Push button chuck
- Speed : 320,000 - 450,000 rpm ● Four spray ● With UltraLux glass rod ● 28W of power ● Head size Ø12.1 x H 13.3mm
- CeramiXpeed™ Ultra HighSpeed Bearings ● Rotor SureHold™ Premium



LYBER KL

code : 9510030
For Kavo® Multiflex®



LYBER SL

code : 9510032
For Sirona®



LYBER BL

code : 9510034
For Bien Air® Unifix®



LYBER WL

code : 9510036
For W&H® Roto Quick®



LYBER NL

code : 9510038
For NSK®






LYBER 15L

code : 9520012

2 YEARS WARRANTY



WITH LIGHT

1:5 Increasing

- Universal E-type attachment ● For FG burs (ø1.60) ● Stainless Steel body with NanoGrip™ scratch resistant coating
- Anti heat system ● Anti retraction system ● Push button chuck ● Max Speed: 200,000 rpm ● Four spray
- Rotor SureHold™ Premium ● With UltraLux glass rod ● CeramiXpeed™ Ultra HighSpeed Bearings

LYBER 11L

code : 9520013

2 YEARS WARRANTY



WITH LIGHT

1:1 Direct Drive

- Universal E-type attachment ● For CA burs (ø2.35) ● Stainless Steel body with NanoGrip™ scratch resistant coating
- Anti heat system ● Anti retraction system ● Premium ceramic bearings ● Push button chuck
- Max Speed: 40,000 rpm ● Single spray ● With UltraLux glass rod

INTERNAL SPRAY



LYBER 35

code : 9510070



NO LIGHT

1:1 Direct Drive

- Universal E-type attachment
- For HP burs (ø2.35)
- Steel body with NanoGrip™ scratch resistant coating
- Max Speed: 40,000 rpm
- Single spray
- Ergonomic

LYBER 35L

code : 9510072



WITH LIGHT

1:1 Direct Drive

- Universal E-type attachment
- For HP burs (ø2.35)
- Steel body with NanoGrip™ scratch resistant coating
- Max Speed: 40,000 rpm
- Single spray
- With UltraLux glass rod
- Ergonomic

STEP

The smart and affordable line combining reliability, comfort, and value.

- **1-Year Warranty** – reliability and peace of mind.
- **Titanium & Stainless Steel Body** – wear resistance and ergonomic design for maximum comfort.
- **LED Illumination** – optimal visibility with integrated optical rod.
- **Competitive Pricing** – premium quality at an accessible price.



1 YEAR WARRANTY

WITH LIGHT

- For 6 quick-connect coupling systems ● For FG burs (Ø1.60) ● Titanium body with NanoGrip™ scratch resistant coating
- Anti heat system ● Anti retraction system ● Ceramics bearings ● Push button chuck ● Four spray ● 26W of power
- Speed : 320,000 - 450,000 rpm ● With UltraLux glass rod ● Head size Ø12.1 x H 13.3mm



Quattro spray

Titanium body with NanoGrip® protection



STEP KL

code : 9510430
For Kavo® Multiflex®



STEP SL

code : 9510432
For Sirona®



STEP BL

code : 9510434
For Bien Air® Unifix®



STEP WL

code : 9510436
For W&H® Roto Quick®



STEP NL

code : 9510438
For NSK®



STEP M

code : 9510455
For Midwest®


NO LIGHT





STEP 15L +

code : 9520001




WITH LIGHT

1:5 Increasing

- Universal E-type attachment ● For FG burs (ø1.60) ● Stainless Steel body with NanoGrip™ scratch resistant coating
- Anti heat system ● Anti retraction system ● Ceramic bearings ● Push button chuck
- Max Speed: 200,000 rpm ● Four spray ● With UltraLux glass rod

STEP 11L +

code : 9520002



WITH LIGHT

1:1 Direct Drive

- Universal E-type attachment ● For CA burs (ø2.35) ● Stainless Steel body with NanoGrip™ scratch resistant coating
- Anti heat system ● Anti retraction system ● Push button chuck ● Single spray
- Max Speed: 40,000 rpm ● With UltraLux glass rod

INTERNAL SPRAY



STEP 35

code : 9510090



NO LIGHT

1:1 Direct Drive

- Universal E-type attachment
- For HP burs (ø2.35)
- Steel body with NanoGrip™ scratch resistant coating
- Max Speed: 40,000 rpm
- Single spray
- Ergonomic

STEP 35L

code : 9510092



WITH LIGHT

1:1 Direct Drive

- Universal E-type attachment
- For HP burs (ø2.35)
- Steel body with NanoGrip™ scratch resistant coating
- Max Speed: 40,000 rpm
- Single spray
- With UltraLux glass rod
- Ergonomic



STEP 15 EX

code : 9510103



NO LIGHT

1:5 Increasing

- Universal E-type attachment ● For FG burs (ø1.60) ● Stainless Steel body with NanoGrip™ scratch resistant coating
- Anti heat system ● Anti retraction system ● Premium ceramic bearings ● Push button chuck ● SureHold® chuck
- Max Speed: 200,000 rpm ● Four spray

STEP 15L EX

code : 9510102



WITH LIGHT

1:5 Increasing

- Universal E-type attachment ● For FG burs (ø1.60) ● Stainless Steel body with NanoGrip™ scratch resistant coating
- Anti heat system ● Anti retraction system ● Premium ceramic bearings ● Push button chuck ● SureHold® chuck
- Max Speed: 200,000 rpm ● Four spray ● With UltraLux glass rod



STEP 201 EX

code : 9510100



NO LIGHT

20:1 Reduction

- Universal E-type attachment ● For CA burs (ø2.35) ● Stainless Steel body with NanoGrip™ scratch resistant coating
- Anti heat system ● Anti retraction system ● Premium ceramic bearings ● Push button chuck
- Max Speed: 2,000 rpm ● External and internal cooling system Kirschner-Meyer

STEP 201L EX

code : 9510101



WITH LIGHT

20:1 Reduction

- Universal E-type attachment ● For CA burs (ø2.35) ● Stainless Steel body with NanoGrip™ scratch resistant coating
- Anti heat system ● Anti retraction system ● Premium ceramic bearings ● Push button chuck
- Max Speed: 2,000 rpm ● External and internal cooling system Kirschner-Meyer

LYBER 35 EX

code : 9510108



NO LIGHT

1:1 Direct Drive

- Universal E-type attachment ● For HP burs (ø2.35) ● Steel body with NanoGrip™ scratch resistant coating
- Max Speed: 40,000 rpm ● Ergonomic ● External water irrigation

LYBER 35L EX

code : 9510110



WITH LIGHT

1:1 Direct Drive

- Universal E-type attachment ● For HP burs (ø2.35) ● Steel body with NanoGrip™ scratch resistant coating
- Max Speed: 40,000 rpm ● With UltraLux glass rod ● Ergonomic ● External water irrigation



EXTERNAL IRRIGATION

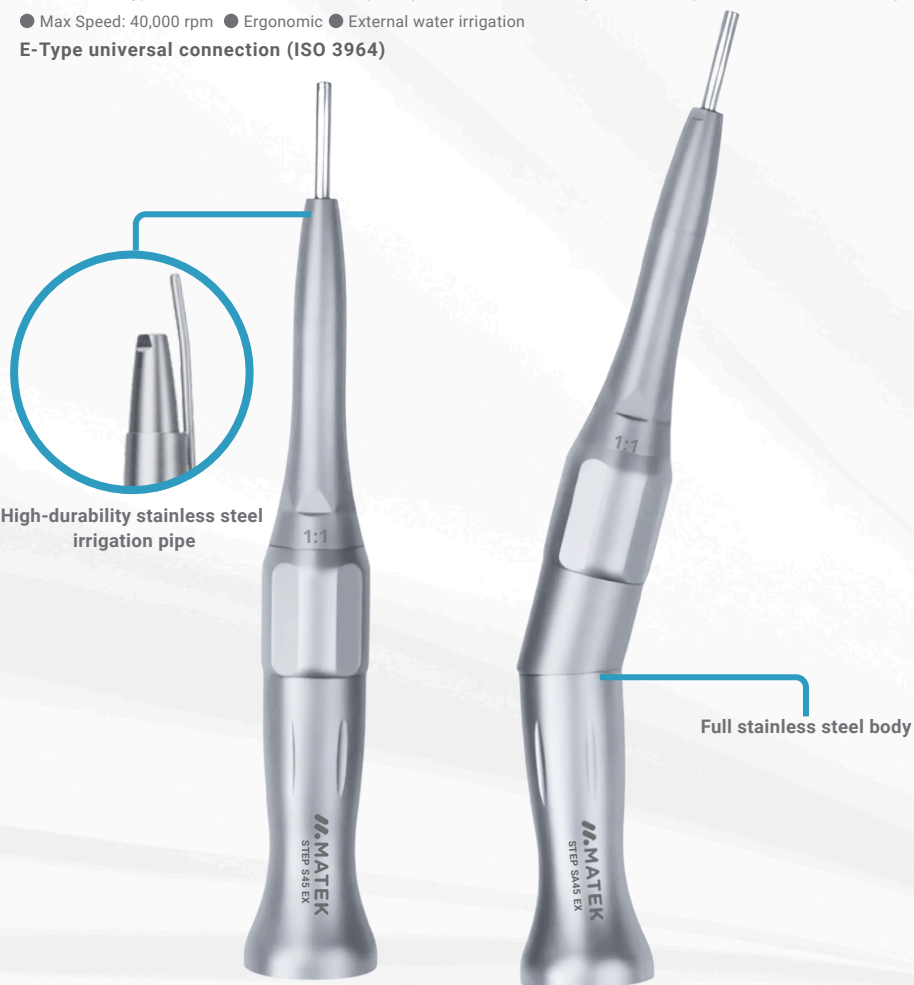
1 YEAR WARRANTY

NO LIGHT

1:1 Direct Drive

- Universal E-type attachment
- For HP burs (ø2.35)
- Stainless steel body with NanoGrip™ scratch resistant coating
- Max Speed: 40,000 rpm
- Ergonomic
- External water irrigation

E-Type universal connection (ISO 3964)



STEP S45 EX

code : 9510200



for 45mm burs

STEP SA45 EX

code : 9510201



for 45mm burs

STEP S70 EX

code : 9510203



for 70mm burs

STEP SA70 EX

code : 9510204



for 70mm burs

EXTERNAL IRRIGATION

1 YEAR WARRANTY

NO LIGHT

1:2 Increasing

- Universal E-type attachment
- For HP burs (ø2.35)
- Stainless steel body with NanoGrip™ scratch resistant coating
- Max Speed: 80,000 rpm
- Ergonomic
- External water irrigation



STEP MS45 EX

code : 9510205



for 45mm burs
1:2 Increasing

STEP MSA45 EX

code : 9510206



for 45mm burs
1:2 Increasing

STEP MS70 EX

code : 9510207



for 70mm burs
1:2 Increasing

STEP MSA70 EX

code : 9510208



for 70mm burs
1:2 Increasing

1 YEAR WARRANTY

WITH LED

● Stainless steel body ● With UltraLux LED



RT-K1L

code : 9600001

Kavo® Multiflex® LED



With water spray regulation

RT-K2L

code : 9600006

Kavo® Multiflex® LED



RT-K3L-G

code : 9600010

Kavo® Multiflex® LED Generator



With LED generator (M4)

RT-S1L

code : 9600002

Sirona® LED



With water spray regulation

RT-S2L

code : 9600011

Sirona® LED



RT-B1L

code : 9600003

Bien Air® Unifix® LED



RT-W1L

code : 9600004

W&H® RotoQuick® LED



RT-N1L

code : 9600005

NSK® LED



CURING LIGHT

NINE MODES, INCLUDED TURBO 1 SEC
MAXIMUM POWER OF 3000 MW/CM² – IDEAL FOR ALL CLINICAL APPLICATIONS
WITH SMART WIRELESS CHARGING BASE

4 YEARS WARRANTY

- aerospace-grade monoblock aluminum body
- with smart wireless charging base with LEDs
- wide spectrum
- with an intuitive OLED display
- equipped with a high-capacity, easy-to-remove battery

HIGH POWER
3000 mW/cm²

With an intuitive OLED display



aerospace-grade monoblock aluminum body



LUMA X-CORE OLED

ICE BLUE - code : 9510230

TITANIUM BLACK - 9510232



ULTRA-HIGH LIGHT POWER

Thanks to its broad-spectrum and ultra-high-energy LEDs, the light power is adjustable between 1,200 and 2,500 mW/cm², ensuring fast and efficient polymerization



LARGE-DIAMETER LENS

The LUMA X-CORE features a 10mm diameter large lens, allowing for broader surface coverage and enhanced efficiency



DUAL POWER BUTTON

LUMA X-CORE is equipped with front and rear polymerization buttons, ensuring optimized ergonomics and intuitive handling for easier procedures



MULTIPLE WAVELENGTHS

The different wavelengths enable efficient polymerization of all light-curable dental materials.



NINE WORKING MODES

Nine working modes: Normal, Turbo, Ortho, Ultra, Ramp, Pulse, Soft, Low, Check, providing optimal versatility for every clinical procedure



INTUITIVE DIGITAL DISPLAY

An intuitive digital display ensures precise control and easy operation at a glance



AEROSPACE-GRADE MONOBLOCK ALUMINUM BODY

A monoblock aluminum body guarantees exceptional durability, optimal heat dissipation, and an ergonomic, lightweight design



EASY-TO-REMOVE RECHARGEABLE BATTERY

A large capacity 2600 mAh "easy-to-remove" rechargeable battery offering long autonomy and quick replacement without the need for servicing, ensuring continuous and uninterrupted use



INCLUDED IN THE PACKAGE

- 1 x LUMA X-CORE Cordless curing light
- 1 x 2600mAh rechargeable battery
- 1 x Charging base with integrated radiometer
- 1 x Power adapter (5V - 1A)
- 1 x Orange safety glass for blue light protection
- 3 x Microcure lenses
- 1 x Endo guide lens
- 1 x Pack of 100 protective sleeves
- 1 x Aluminium protection case

FIVE MODES, INCLUDED TURBO 1 SEC
MAXIMUM POWER OF 3000 MW/CM² – IDEAL FOR ALL CLINICAL APPLICATIONS
WITH WIRELESS CHARGING BASE

● ergonomic body ● 360° metal head ● with wireless charging base with LEDs ● intuitive OLED display ● wide spectrum

2 YEARS
WARRANTY

HIGH POWER
3000 mW/cm²

With an intuitive OLED display

With 360° metal head



LUMA X-LITE OLED

code : 9510235



ULTRA-HIGH LIGHT POWER

Thanks to its broad-spectrum and ultra-high-energy LEDs, the light power is adjustable between 1,000 and 3,000 mW/cm², ensuring fast and efficient polymerization



LARGE-DIAMETER LENS

The LUMA X-CORE features a 10mm diameter large lens, allowing for broader surface coverage and enhanced efficiency



MULTIPLE WAVELENGTHS

The different wavelengths enable efficient polymerization of all light-curable dental materials.



FIVE WORKING MODES

Five working modes: Turbo, High, Normal, Ortho, and Ramp, providing optimal versatility for every clinical procedure



INTUITIVE DIGITAL DISPLAY

An intuitive digital display ensures precise control and easy operation at a glance



DURABLE 360° METAL HEAD

The durable 360° metal head allows full rotational freedom, enabling precise access to hard-to-reach areas with enhanced stability

INCLUDED IN THE PACKAGE

1 x X-LITE Cordless curing light
 1 x 2600mAh rechargeable battery
 1 x Charging base with integrated radiometer
 1 x Power adapter (5V - 1A)
 1 x Orange safety glass for blue light protection
 3 x Microcure lenses
 1 x Endo guide lens
 1 x Pack of 100 protective sleeves

**WITH INTEGRATED APEX LOCATOR
WITH RECIPROCATING MOTION
WITH INSULATED CONTRA ANGLE WITH SUPER MINI-HEAD AND SLIM NECK**

● brushless motor ● 360° mini head ● with wireless charging base ● intuitive LED color display ● reduction 6:1

**2 YEARS
WARRANTY**



ENDO X-PRIME

code : 9510220



ADJUSTABLE SPEED
From 50 to 1500 rpm



ADJUSTABLE TORQUE
From 0.5 to 5 Ncm



10 FULLY CUSTOMIZABLE PROGRAM
10 fully customizable program to match the user's specific needs



INTUITIVE DIGITAL DISPLAY
An intuitive digital display ensures precise control and easy operation at a glance



DURABLE 360° INSULATED MINI HEAD
The durable 360° insulated metal head allows full rotational freedom, enabling precise access to hard-to-reach areas with enhanced stability



LARGE BATTERY CAPACITY
A large capacity 1900 mAh rechargeable battery offering long autonomy, ensuring continuous and uninterrupted use

INCLUDED IN THE PACKAGE

- 1 x X-PRIME Cordless endo motor
- 1 x mini head contra-angle
- 1 x 1900mAh rechargeable battery
- 1 x Charging base
- 1 x Power adapter 230V (5V - 1A)
- 1 x Apex tester
- 1 x Measuring wire
- 2 x File probe
- 2 x Lip hook
- 2 x File clip
- 1 x Lubricant contra angle nozzle



LYBER XXL

The world's first equine dental turbine

LYBER XXL

code : 95001XXL

Kavo® Connection

At Matek, we are always attentive to the needs of the market, not only in human dentistry, but also in the veterinary field.

That's why we have developed and manufactured the world's first dental turbine specifically designed for equine dentistry.


The LYBER XXL turbine, measuring 29 cm in length, has been engineered to easily access the posterior teeth, enabling more effective procedures.

Its titanium body makes it ultra-lightweight and up to three times stronger than stainless steel.





MATEK

www.matek-dental.com 

contact@matek-dental.com 

107 Rue Cardinal de Fleury 71700 Tournus - France 